


- Tire pressures should be carefully established, especially when running your motorcycle on the track.
- Always refer to the motorcycle manufacturer's recommendations for track usage and tire pressures.
- Motorcycle tires intended for track usage ("race tires") have temperatures and pressures at which they function best, which vary according to the circumstances. For specific Bridgestone tires when used on the track, you may use the information in this chart as a reference.


- Make adjustments to front and/or rear pressures based on the following:
 - Motorcycle type and setup
 - Track conditions, including surface condition and ambient temperature
 - Your riding experience
- Ride more carefully until your tires warm up to operating temperature.
- Tires intended for ordinary street/highway usage ("street tires") do not perform the same as race tires, and have different operating temperatures. Using street tires on the track may void the tire manufacturer warranty.

	Pattern	Size	Compound	Measured Rim (in)	Ideal Rim (in)	Rim Width Range (in)	OD (in)	Tread Width (in)	Cold Pressure	Hot Pressure	Hot Range	Article No.	Intended Application
	V02 F	90/580R17	Soft	2.50	2.50	2.15-2.50	22.7	3.4	-	29	28-30	3083	GP3, <125cc
	V02 F	90/580R17	Medium	2.50	2.50	2.15-2.50	22.7	3.4	-	29	28-30	3085	
	V02 F	120/600R17	Soft	3.50	3.50	3.50-3.75	23.7	4.6	-	33	31-34	3075	
	V02 F	120/600R17	Medium	3.50	3.50	3.50-3.75	23.7	4.6	-	33	31-34	3077	
	V02 R	120/600R17	Soft	3.50	3.50	2.75-3.50	23.7	4.6	-	29	26-30	3087	
	V02 R	120/600R17	Medium	3.50	3.50	2.75-3.50	23.7	4.6	-	29	26-30	3089	
	V01 F	120/600R17	Soft	3.50	3.50	3.50-3.75	23.7	4.6	-	32	31-34	422	600-750cc Supersport
	V01 R	190/650R17	Soft	6.00	5.50	5.50-6.25	25.6	7.3	-	25	25-28	424	
	V01 R	190/650R17	Medium	6.00	5.50	5.50-6.25	25.6	7.3	-	25	25-28	423	
	V02 R	200/655R17	Soft	6.00	6.00	5.50-6.25	25.8	7.6	-	23	23-26	3079	1000cc Superbike
	V02 R	200/655R17	Medium	6.00	6.00	5.50-6.25	25.8	7.6	-	23	23-26	3081	
	V02 R	200/655R17 M/C	Super Soft	6.00	6.00	5.50-6.25	25.8	7.6	-	23	23-26	11628	
	V02 R	200/655R17	Soft/Medium	6.00	6.00	5.50-6.25	25.8	7.6	-	23	23-26	11667	
	RO2Z	165/630R17	-	5.00	5.50	5.00-5.50	24.9	6.5	27	32	29-33	17672	250cc GP2 or greater
BM02Z R	165/625R17	-	5.00	5.00	4.50-5.50	24.9	6.3	27	32	29-33	109132	Supermotard	


What is "HOT TIRE PRESSURE"? Hot tire pressure should be taken directly after pit in, at the operating temperature of the tire. Expect to lose 1.0-1.5 psi after 1hr on tire warmers at 175°F.

	W01F	90/580R17	-	3.00	3.00	2.75-3.50	22.8	3.6	30	-	-	7056	GP3, <125cc
	W01F	110/590R17	-	2.75	3.00	2.50-3.00	23.5	4.2	28	-	-	7780	300-500cc SSP
	W01F	120/600R17	-	3.50	3.50	3.50-3.75	23.9	4.7	32	-	-	6370	~650cc Supertwin
	W01R	120/595R17	-	3.50	3.50	2.75-3.50	23.5	4.4	29	-	-	7057	GP3, <125cc
	W01R	140/620R17	-	4.00	4.00	3.50-4.50	24.5	5.6	29	-	-	7781	300-500cc SSP
	W01R	165/630R17	-	5.00	5.00	4.50-5.50	24.9	6.5	30	-	-	7782	Supertwin,
	W01R	190/650R17	-	6.00	6.00	5.50-6.25	25.6	7.4	32	-	-	6371	600-1000cc SSP/SBK


What about RAIN vs WET vs HUMID? The pressures for Racing Battlax Wet tires is taken when cold. The pressure for Racing Battlax Wet tires needs to be adapted depending on the amount of water on the track. +1/16" water on track: +1.5psi, Wet track: +0 psi, Drying and wet spots: -1.5psi

	R11 F	110/70R17	Medium	3.00	3.00	2.75-3.50	23.3	4.3	-	30	29-32	9313	300-500cc SSP
	R11 R	140/70R17	Medium	3.50	4.00	3.50-4.50	24.6	5.6	-	29	28-32	9315	
	R11 R	150/60R17	Medium	4.00	4.00	4.00-4.50	24.4	6.1	-	29	28-32	9319	
	R11 F	120/70R17	Soft	3.50	3.50	3.00-3.50	23.8	4.7	-	33	31-34	9038	Supertwin, 600-1000cc SSP/SBK
	R11 F	120/70R17	Medium	3.50	3.50	3.00-3.50	23.8	4.7	-	33	31-34	9041	
	R11 R	160/60R17	Medium	4.50	4.50	4.50-5.00	24.9	6.4	-	29	28-30	9042	
	R11 R	180/55R17	Medium	5.50	5.50	5.50-6.00	25.2	7	-	26	25-28	9093	
	R11 R	190/55R17	Soft	6.00	5.50	5.50-6.00	25.6	7.4	-	25	25-28	11653	
	R11 R	190/55ZR17	Medium	6.00	5.00	5.50-6.00	25.6	7.4	-	25	25-28	9040	
	R11 R	200/55R17	Soft	6.25	6.00	5.50-6.25	25.8	7.7	-	24	23-26	11657	
	R11 R	200/55R17	Medium	6.25	6.00	5.50-6.25	25.8	7.7	-	24	23-26	9095	
	BT39 F/R	2.50-18	-	1.60	-	1.40-1.60	23.4	2.6	29	29	29-33	39347	
	CR11 F	110/80R18	-	2.5	-	2.50-3.00	24.9	4.4	30-33	36	35-40	11626	Classic
	CR11 R	150/65R18	-	4	-	4.00-4.50	25.7	5.8	26-30	35	33-38	11638	

DOT approved GROOVED racing tires. The R11 is DOT approved but recommended for race use only. The use of tire warmers is also recommended. These tires should be treated in a similar manner to a dry SLICK tire.

	RS10 F	120/70ZR17	-	3.50	-	3.5	23.6	4.7	28	-	-	003861	
	RS10 R	180/55ZR17	-	5.50	-	5.50-6.00	25.2	7.2	26	-	-	004637	
	RS10 R	190/50ZR17	-	6.00	-	5.50-6.00	24.5	8.0	26	-	-	005469	
	RS11 F	120/70ZR17	-	3.5	-	3.5	23.6	4.7	30	-	-	11956	
	RS11 R	190/55ZR17	-	6.00	-	5.50-6.00	25.3	7.5	26	-	-	11665	
	RS11 R	200/55ZR17	-	6.25	-	6.00-6.50	25.8	7.9	25	-	-	11670	

Use of RACING STREET patterns on track. The recommended pressures are for Track use only. If you are using these tires on the road, refer to the vehicle manufacturer's recommendation.

	S22 F	110/70R17	-	3.00	-	3.00-3.50	23.3	4.4	33	-	-	011668	
	S22 F	120/70ZR17	-	3.50	-	3.5	23.7	4.7	30	-	-	011449	
	S22 R	160/60ZR17	-	4.50	-	4.25-5.00	24.8	6.4	29	-	-	009328	
	S22 R	180/55ZR17	-	5.50	-	5.50-6.00	24.9	7.1	26	-	-	011450	
	S22 R	190/50ZR17	-	6.00	-	5.50-6.00	24.7	7.5	26	-	-	009329	
	S22 R	190/55ZR17	-	6.00	-	5.50-6.00	25.5	7.6	26	-	-	009848	
	S22 R	200/55ZR17	-	6.25	-	5.50-6.50	25.9	7.8	25	-	-	009346	

Use of HYPERSPORT patterns on track. Reminder: "Street Use" tires do not have the same optimum operating temperature as racing tires (Operating temperature is lower). Therefore it is important to adapt tire pressure accordingly. HYPERSPORT tires are not designed for pure track use only and therefore it may only be appropriate for beginners to intermediate experienced riders. The recommended pressures are for track use only. If you are using these tires on the road, refer to the vehicle manufacturer's recommendation.